

BFOCX - Dangerous Rating



Berkshire Funds: Berkshire Focus Fund

★★☆☆☆	Predictive Rating	Dangerous
★★★☆☆	Portfolio Management	Neutral
★☆☆☆☆	Total Annual Costs	Very Dangerous

- Predictive Ratings enable smarter investing by assessing the key drivers of fund performance.
- Stock-picking (Portfolio Management) and fund expenses (Total Annual Costs) drive investment performance.

Investment Recommendation

- We recommend investors avoid BFOCX.
- Despite strong past performance, we expect the fund to underperform the market.
- BFOCX's Portfolio Management rating does not justify its high Total Annual Costs.

Fund Rankings

- 15th percentile of the 4700+ equity funds we cover.
- 286 out of 309 All Cap Growth funds.
- All 2 ETFs in the same category rank better.

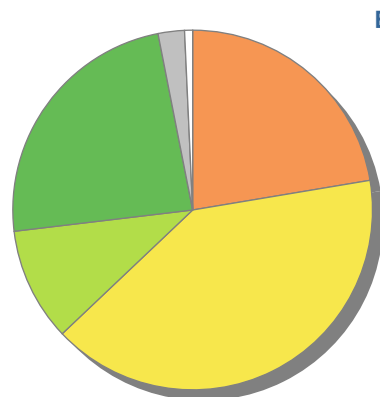
Portfolio Management Rating Details

- BFOCX receives our Neutral rating because it overweights Neutral-or-worse-rated stocks.
- IWZ, BFOCX's benchmark, receives our Neutral rating and holds better stocks than the fund.
- Our fund analytics are based on aggregating our models and ratings for each fund's holdings
- Our [top-ranked](#) stock ratings leverage key data from the financial footnotes for unrivaled research quality.

Portfolio Management Rating Breakdown

Business Strength		
★★★★★	Quality of Earnings	Very Attractive
★★★★★	Return on Invested Capital (ROIC)	84.39%
Valuation		
★★★☆☆	Free Cash Flow Yield	1.93%
★☆☆☆☆	Price to Economic Book Value	4.44
★★☆☆☆	Market-Implied Duration of Growth	46 years
Fund Asset Allocation		
★★★★★	Cash Allocation	0.72% cash

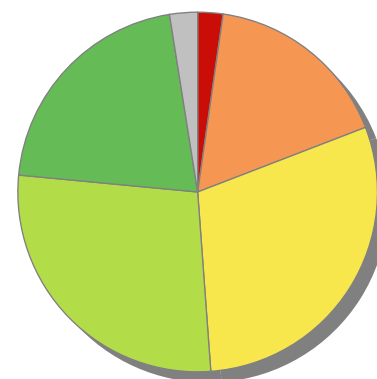
Allocation Details: Fund vs Benchmark - iShares Russell 3000 Growth Index Fund (IWZ)



BFOCX Allocations

0.00%	Very Dangerous ★☆☆☆☆	2.27%
22.36%	Dangerous ★★★☆☆	16.88%
40.56%	Neutral ★★★☆☆	29.68%
10.19%	Attractive ★★★★☆	27.67%
23.80%	Very Attractive ★★★★★	20.99%
2.37%	Unrated	2.51%
0.72%	Cash	--

IWZ Allocations



Holdings as of 06/30/11.
Ratings as of 11/28/11.

Active Management Commentary

- BFOCX allocates 22.36% of its value to Dangerous-or-worse-rated stocks while IWZ allocates 19.15%.
- BFOCX allocates 33.99% of its value to Attractive-or-better-rated stocks while IWZ allocates 48.66%.
- Investors should expect funds with higher Total Annual Costs to allocate more value to Attractive and Very Attractive Stocks and less to Dangerous and Very Dangerous stocks than alternative funds with lower costs.
- Active portfolio management of BFOCX does not add value versus its ETF benchmark IWZ.

Return - Annual

Year to Date	-5.23%
1 Year	-4.40%
3 Year	37.47%
5 Year	7.72%
Inception	1.83%

Top 5 Holdings

Apple Inc
Amazon.com Inc
Chipotle Mexican Grill Inc
Fortinet Inc
Priceline.Com

Key Mutual Fund Statistics

AAPL	Net Assets(mm)	\$37.90	Category	All Cap Growth
AMZN	NAV	\$11.95	Mgmt Co	Berkshire Capital Holdings Inc
CMG	Benchmark	IWZ	Manager	Malcolm R. Fobes III
FTNT	# of Holdings	29	Tenure	1997
PCLN	Initial Minimum	\$5,000.00	Inception	07/01/97

Total Annual Costs Rating and Ranking

Rating	Total Annual Costs	Fund Universe % Rank	Category Rank
★☆☆☆☆	4.07%	6.32%	286 of 309

This rating reflects all expenses, loads, fees, and transaction costs in a single value that is comparable across all funds.

Reported Costs vs Benchmark: as of 05/01/11

	BFOCX	Benchmark: IWZ
Front-End Load	0.00%	--
Expense Ratio	2.02%	0.25%
Back-End Load	0.00%	--
Redemption Fee	0.00%	--

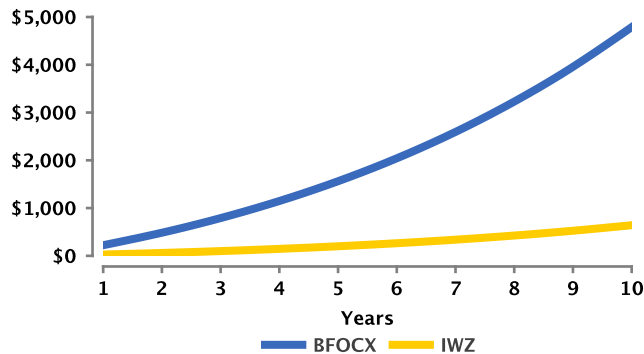
Total Annual Costs Breakdown

All Cost Types	Annualized Values	
	BFOCX	Benchmark: IWZ
Front-End Load	0.00%	--
Expense Ratio	2.27%	0.28%
Back-End Load	0.00%	--
Redemption Fee	0.00%	--
Transaction Costs	1.81%	--
Total Annual Costs	4.07%	0.28%

- To justify its higher Total Annual Costs, BFOCX must outperform its ETF benchmark by 4.09% annually over 3 years or 4.09% annually over 10 years.
- This analysis assumes a 3-year holding period, the average for all funds.
- Transaction costs are estimated using the fund's annual portfolio turnover ratio of 951%.

Accumulated Total Costs vs Benchmark

Accumulated Total Costs represent the dollar value of costs investors incur during a 10-yr holding period. Assumes a \$10,000 investment and a 10% annual return for the fund and its benchmark.



- 3-year Accumulated Total Costs are \$790.40 for BFOCX and \$99.58 for IWZ. 10-year Accumulated Total Costs are \$4,787.87 for BFOCX and \$641.19 for IWZ.

Overview of Our Predictive Mutual Fund Rating System

Our mutual fund research aggregates results from our Company Models for each of the companies held by a mutual fund. Our rigorous bottom-up analysis of 3000+ companies allows us to perform the same in-depth analysis on 4000+ mutual funds. Our analysis also considers mutual fund policies that reduce investors' long-term returns such as total annual costs and cash allocation.

Our fund rating system assesses the core drivers of future performance to provide a predictive rating. Below are details:

Portfolio Management – quality of stocks held by the fund according to

- Business Strength:** the quality of the [economic earnings](#) of the company and the strength of its business model based its ROIC.
 - Quality of Earnings** measures how reported accounting income compares to the economic earnings of the stocks in the fund.
 - Return on Invested Capital (ROIC)** measures the aggregate cash on cash returns of all stocks in the fund.
- Valuation:** measuring expectations embedded in stock prices. Investors should [buy stocks/funds with low expectations](#).
 - Free Cash Flow Yield** measures the true cash yield of the companies held by the fund.
 - Price to Economic Book Value** measures the growth expectations embedded in the prices of the stocks in the fund.
 - Market-Implied Duration of Growth (Growth Appreciation Period)** measures the number of years of future profit growth required to justify the current valuation of the stocks in the fund.
- Asset Allocation:** this rating assumes that equity mutual fund investors expect nearly 100% equity exposure because they can invest in cash directly and without fees on their own.
 - Cash Allocation** measures the percent of the fund's assets allocated to cash.

Total Annual Costs

- Total Annual Costs** captures all expenses, loads, fees, and transaction costs in a single metric that is comparable across all funds.

Predictive Risk/Reward Rating	Business Strength		Valuation			Cash Allocation	Total Annual Costs
	Quality of Earnings	Return on Invested Capital	FCF Yield	Price to Econ Book Value	Mkt-Imp Duration of Growth		
Very Dangerous ☆☆☆☆	Misleading Trend	Bottom Quintile	< -5%	> 3.5 or -1 < 0	> 50	> 20%	> 4%
Dangerous ☆☆☆☆	False Positive	4th Quintile	-5% < -1%	2.4 < 3.5 or < -1	20 < 50	8% < 20%	2% < 4%
Neutral ☆☆☆☆	Neutral EE	3rd Quintile	-1% < 3%	1.6 < 2.4	10 < 20	2.5% < 8%	1% < 2%
Attractive ☆☆☆☆	Positive EE	2nd Quintile	3% < 10%	1.1 < 1.6	3 < 10	1% < 2.5%	0.5% < 1%
Very Attractive ☆☆☆☆	Rising EE	Top Quintile	> 10%	0 < 1.1	0 < 3	< 1%	< 0.5%

New Constructs® - Profile

Incorporated in July 2002, [New Constructs](#) is an independent publisher of investment research that provides clients with consulting, advisory and research services. We specialize in quality-of-earnings, forensic accounting and discounted cash flow valuation analyses for all U.S. public companies.

How New Constructs Creates Value for Clients

1. **Superior Recommendations** - Our [stock-picks](#) consistently outperform. See our track record in our [stock-picking accolades](#) and [Proof Is In Performance](#) reports.
2. **More Accurate Research** - Our [patented Research Platform](#) for [reversing accounting distortions](#) and [discounted cash flow analysis](#) leverages better data to deliver smarter research.
3. **Time Savings** - We check the fine print in thousands of corporate filings so you don't have to. As reported by [Barron's](#), our expertise in analyzing SEC filings delivers [Hidden Gems and Red Flags](#) that drive long-term stock-picking success.
4. **Transparency** - We are proud to share the results of our analysis of over 50,000 10-Ks. See the [Corporate Disclosure Transgressions](#) report we provided to the SEC. Our reports detail all data and assumptions. Company Models enable users to change them.
5. **Objectivity** - New Constructs is an independent research firm, not tied to Wall Street or investment banking services. See our [presentation to the Senate Banking Committee](#), the SEC and many others in DC.

Our Philosophy About Research

Accounting data is not designed for equity investors, but for debt investors. [Accounting data must be translated into economic earnings](#) to understand the profitability and valuation relevant to equity investors. Respected investors (e.g. Adam Smith, Warren Buffett and Ben Graham) have repeatedly emphasized that accounting results should not be used to value stocks. [Economic earnings](#) are what matter because they are:

1. Based on the complete set of financial information available.
2. Standard for all companies.
3. A more accurate representation of the true underlying cash flows of the business.

DISCLOSURES

New Constructs®, LLC (together with any subsidiaries and/or affiliates, 'New Constructs') is an independent organization with no management ties to the companies it covers. None of the members of New Constructs' management team or the management team of any New Constructs' affiliate holds a seat on the Board of Directors of any of the companies New Constructs covers. New Constructs does not perform any investment or merchant banking functions and does not operate a trading desk.

New Constructs' Stock Ownership Policy prevents any of its employees or managers from engaging in Insider Trading and restricts any trading whereby an employee may exploit inside information regarding our stock research. In addition, employees and managers of the company are bound by a code of ethics that restricts them from purchasing or selling a security that they know or should have known was under consideration for inclusion in a New Constructs report nor may they purchase or sell a security for the first 15 days after New Constructs issues a report on that security.

New Constructs is affiliated with Novo Capital Management, LLC, the general partner of a hedge fund. At any particular time, New Constructs' research recommendations may not coincide with the hedge fund's holdings. However, in no event will the hedge fund receive any research information or recommendations in advance of the information that New Constructs provides to its other clients.

DISCLAIMERS

The information and opinions presented in this report are provided to you for information purposes only and are not to be used or considered as an offer or solicitation of an offer to buy or sell securities or other financial instruments. New Constructs has not taken any steps to ensure that the securities referred to in this report are suitable for any particular investor and nothing in this report constitutes investment, legal, accounting or tax advice. This report includes general information that does not take into account your individual circumstance, financial situation or needs, nor does it represent a personal recommendation to you. The investments or services contained or referred to in this report may not be suitable for you and it is recommended that you consult an independent investment advisor if you are in doubt about any such investments or investment services.

Information and opinions presented in this report have been obtained or derived from sources believed by New Constructs to be reliable, but New Constructs makes no representation as to their accuracy, authority, usefulness, reliability, timeliness or completeness. New Constructs accepts no liability for loss arising from the use of the information presented in this report, and New Constructs makes no warranty as to results that may be obtained from the information presented in this report. Past performance should not be taken as an indication or guarantee of future performance, and no representation or warranty, express or implied, is made regarding future performance.

Information and opinions contained in this report reflect a judgment at its original date of publication by New Constructs and are subject to change without notice. New Constructs may have issued, and may in the future issue, other reports that are inconsistent with, and reach different conclusions from, the information presented in this report. Those reports reflect the different assumptions, views and analytical methods of the analysts who prepared them and New Constructs is under no obligation to insure that such other reports are brought to the attention of any recipient of this report.

New Constructs' reports are intended for distribution to its professional and institutional investor customers. Recipients who are not professionals or institutional investor customers of New Constructs should seek the advice of their independent financial advisor prior to making any investment decision or for any necessary explanation of its contents.

This report is not directed to, or intended for distribution to or use by, any person or entity who is a citizen or resident of or located in any locality, state, country or jurisdiction where such distribution, publication, availability or use would be contrary to law or regulation or which would be subject New Constructs to any registration or licensing requirement within such jurisdiction.

This report may provide the addresses of websites. Except to the extent to which the report refers to New Constructs own website material, New Constructs has not reviewed the linked site and takes no responsibility for the content therein. Such address or hyperlink (including addresses or hyperlinks to New Constructs own website material) is provided solely for your convenience and the information and content of the linked site do not in any way form part of this report. Accessing such websites or following such hyperlink through this report shall be at your own risk.

All material in this report is the property of, and under copyright, of New Constructs. None of the contents, nor any copy of it, may be altered in any way, copied, or distributed or transmitted to any other party without the prior express written consent of New Constructs. All trademarks, service marks and logos used in this report are trademarks or service marks or registered trademarks or service marks of New Constructs.

Copyright New Constructs, LLC 2003 through the present date. All rights reserved.