



Saving Investors from Meme Stocks: GameStop (GME)

Check out this week's [Danger Zone interview](#) with Chuck Jaffe of [Money Life](#).

"I don't know what the f--- I'm doing, I just know I'm making money,"

Danny Tran in this [TikTok video](#), also featured in The Wall Street Journal's [It's All Just a Game to Me](#).

As more investors willfully admit they are gambling on stocks, we feel compelled to offer an easy way to make more informed decisions, and, hopefully, save people lots of money. Over the next few weeks, we're going to give investors research that shows when meme stocks' valuations get crazy, and they should sell. This week, we focus on GameStop (GME: \$185/share) and put it in the [Danger Zone](#).

[Learn more about the best fundamental research](#)

Why Investors Need Independent Research

Wall Street isn't in the business of warning investors of the dangers in risky stocks because they make too much money from their trading volume and underwriting of debt and equity sales.

Only independent firms are free to provide unconflicted research and navigate [Wall Street conflicts](#) and [analyst biases](#). With [new technology](#) to cut through the deluge of data in financial filings and [overcome the flaws](#) in Wall Street research, self-directed investors are better positioned than ever to make informed decisions.

What's the Problem Here?

The meme stock frenzy highlights the lack of reliable fundamental research, which creates a vacuum for mis-information that elevates sources like Reddit to undue levels of influence and leads investors to lose perspective.

Without reliable fundamental research, investors have no way of gauging whether a stock is expensive or cheap. Without a reliable measure of valuation, investors have little choice but to gamble if they want to own stocks. The lack of reliable fundamental research is a big problem if we want our market to have integrity and not unfairly advantage those with better information.

Figure 1: Mis-Information for Self-Directed Investors Is At an All-Time High



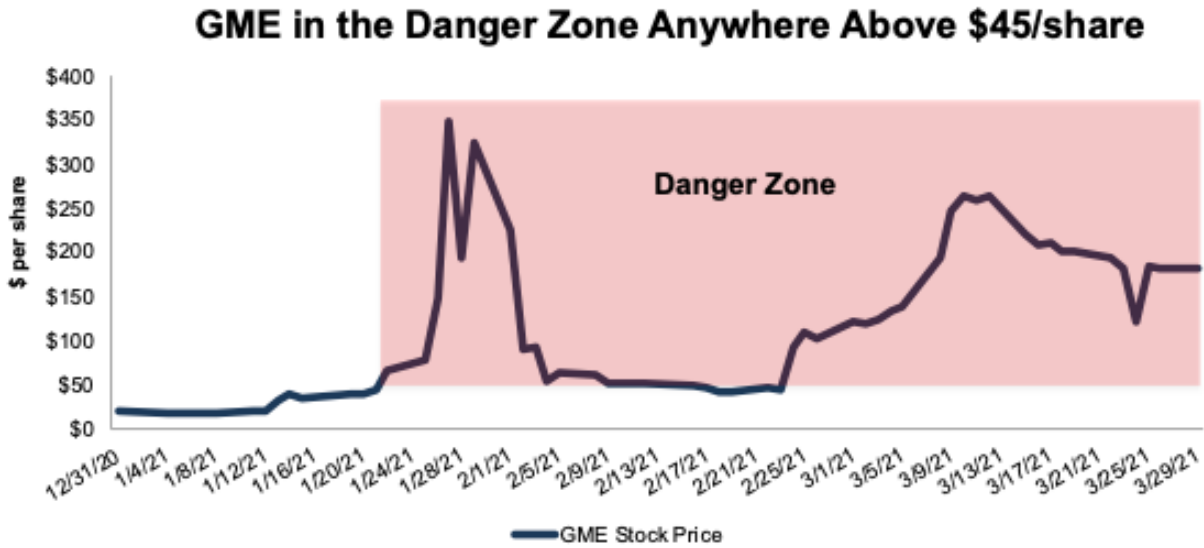
Image Source: [Everipedia](#)

Meme Stock #1: GameStop: Danger Zone Anywhere Above \$45/share

GME was not worth owning anywhere above \$45/share, given the company's fundamentals, as explained when we closed our [Focus List: Long position in the stock](#) in late January. Nevertheless, the stock went on to climb as high as \$347/share before taking a roller coaster path back to ~\$185/share. See Figure 2.



Figure 2: Fundamental Research to Know When to Sell GME



Sources: New Constructs, LLC and company filings

To give readers a sense of just how crazy overvalued the stock was at its peak, we do the math and show how the business would have to perform to justify \$347/share.

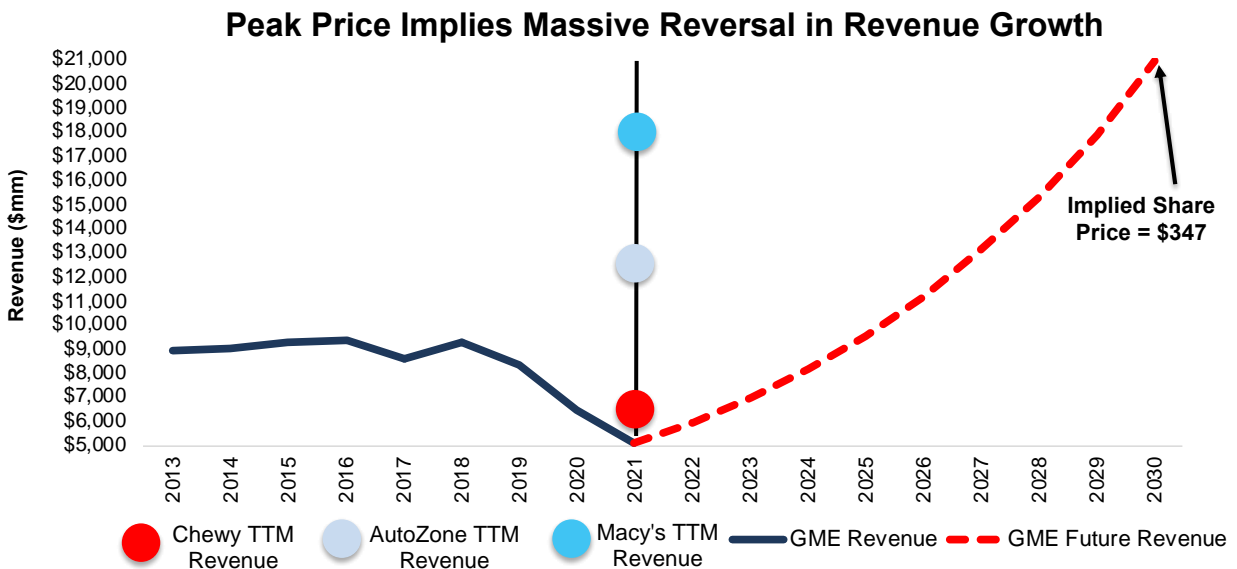
“Crazy” at \$347 Explained: Implies More Revenue Than Macy’s

Our [reverse discounted cash flow \(DCF\) model](#) is an excellent research tool to analyze the expectations implied by stock prices. To justify \$347/share, it shows that GameStop must:

- improve its [profit margin](#) to 5.5% (10-yr avg from 2010-19 is 3.9% & all-time high was 4.8% in 2008) and
- grow revenue by 17% compounded annually through 2030 (above [projected](#) video game industry CAGR of 13% through 2027)

In this [scenario](#), GameStop earns nearly \$21 billion in revenue in 2030 or more than the trailing-twelve-months (TTM) revenue of Macy’s (M), [AutoZone](#) (AZO), and Chewy Inc. (CHWY). See Figure 3 for details.

Figure 3: GameStop’s Historical Revenue vs. DCF Implied Revenue: Scenario 1



Sources: New Constructs, LLC and company filings



For reference, GameStop’s revenue fell by 3% compounded annually from 2009 to 2019.

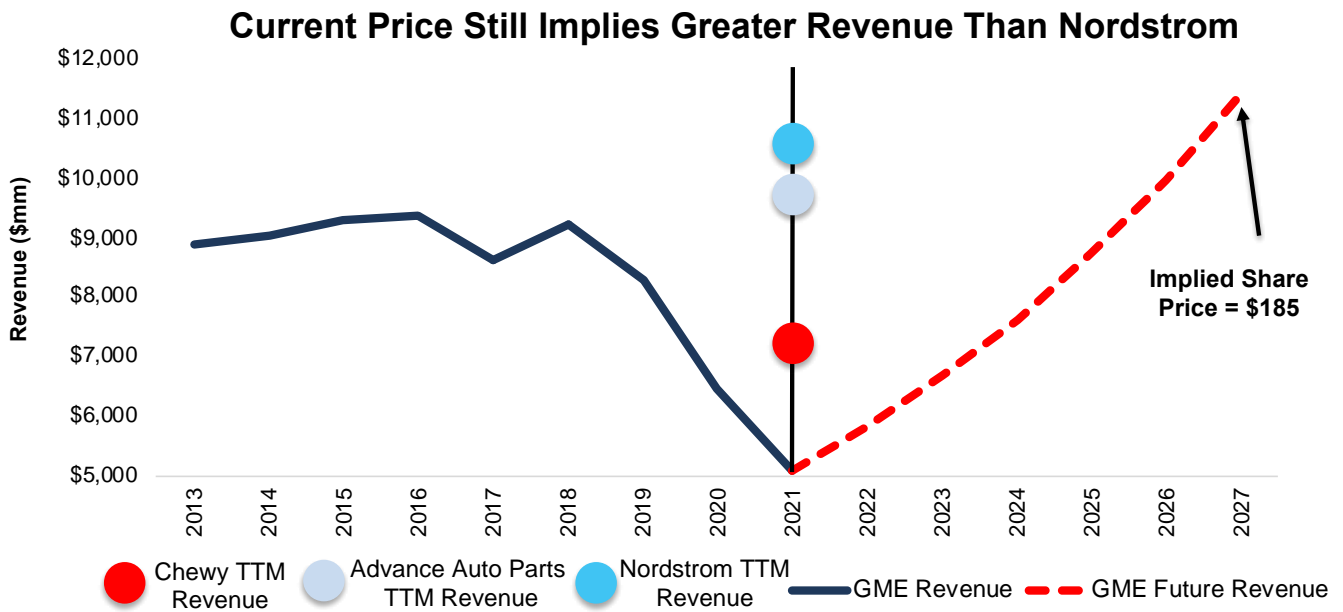
Still Crazy: At \$185

For perspective on the current price, we run the same analysis to show what the company must do to justify \$185/share:

- immediately improve its profit margin to 4.8% (all-time high in 2008 compared to 0.7% in 2019) and
- grow revenue by 15% compounded annually through 2027 (above projected video game industry CAGR of 13% through 2027)

In this [scenario](#), GameStop earns over \$11 billion in revenue in 2027, which is 19% higher than GameStop’s record revenue of \$9.6 billion in 2012 and the TTM revenue of Nordstrom (JWN), Advance Auto Parts (AAP), and Chewy. See Figure 4 for details.

Figure 4: GameStop’s Historical Revenue vs. DCF Implied Revenue: Scenario 2



Sources: New Constructs, LLC and company filings

More Reliable Fundamental Research on other Meme Stocks

With a better grasp on fundamentals¹, investors have a better sense of when to buy and sell – and – know how much risk they take when they own a stock at certain levels.

In the coming weeks, we will perform this same analysis on other meme stocks: AMC Entertainment (AMC), Blackberry (BB), Express Inc. (EXPR) Genius Brands (GNUS), Koss Corporation (KOSS), Naked Brands Group (NAKD), and Nokia (NOK). Each of these stocks were on Robinhood’s [restricted stocks list](#) and each saw a major rise and fall in late January.

We will also feature other meme stocks that trade at levels entirely disconnected from fundamental reality, such as Netflix (NFLX) and Tesla (TSLA).

¹ Only Core Earnings enable investors to overcome the inaccuracies, omissions and biases in legacy fundamental data and research, as proven in [Core Earnings: New Data & Evidence](#), a forthcoming paper in [The Journal of Financial Economics](#) written by professors at Harvard Business School (HBS) & MIT Sloan.



Figure 5: Meme Stocks Disconnected From Fundamental Reality

Company	Ticker
AMC Entertainment	AMC
Blackberry, Ltd.	BB
Express Inc.	EXPR
Genius Brands	GNUS
Koss Corporation	KOSS
Naked Brands Group	NAKD
Netflix	NFLX
Nokia Corporation	NOK
Tesla	TSLA

Sources: New Constructs, LLC and company filings

This article originally published on [April 5, 2021](#).

Disclosure: David Trainer, Kyle Guske II, and Matt Shuler receive no compensation to write about any specific stock, style, or theme.

Follow us on [Twitter](#), [Facebook](#), [LinkedIn](#), and [StockTwits](#) for real-time alerts on all our research.



It's Official: We Offer the Best Fundamental Data in the World

Many firms claim their research is superior, but none of them can prove it with independent studies from highly-respected institutions as we can. Three different papers from both the public and private sectors show:

1. Legacy fundamental datasets suffer from significant inaccuracies, omissions and biases.
2. Only our “novel database” enables investors to overcome these flaws and apply [reliable](#) fundamental data in their research.
3. Our proprietary measures of [Core Earnings](#) and [Earnings Distortion](#) materially improve stock picking and forecasting of profits.

Best Fundamental Data in the World

Forthcoming in [The Journal of Financial Economics](#), a top peer-reviewed journal, [Core Earnings: New Data & Evidence](#) proves our Robo-Analyst technology overcomes material shortcomings in legacy firms’ data collection processes to provide superior [fundamental data](#), [earnings](#) models, and [research](#). More [details](#).

Key quotes from the paper:

- “[New Constructs’] *Total Adjustments* differs significantly from the items identified and excluded from Compustat’s adjusted earnings measures. For example... 50% to 70% of the variation in *Total Adjustments* is not explained by *S&P Global’s (SPGI) Adjustments* individually.” – pp. 14, 1st para.
- “A final source of differences [between New Constructs’ and S&P Global’s data] is due to data collection oversights...we identified cases where Compustat did not collect information relating to firms’ income that is useful in assessing core earnings.” – pp. 16, 2nd para.

Superior Models

A top accounting firm features the superiority of our ROIC, NOPAT and Invested Capital research to Capital IQ & Bloomberg’s in [Getting ROIC Right](#). See the [Appendix](#) for direct comparison details.

Key quotes from the paper:

- “...an accurate calculation of ROIC requires more diligence than often occurs in some of the common, off-the-shelf ROIC calculations. Only by scouring the footnotes and the MD&A [as New Constructs does] can investors get an accurate calculation of ROIC.” – pp. 8, 5th para.
- “The majority of the difference...comes from New Constructs’ machine learning approach, which leverages technology to calculate ROIC by applying accounting adjustments that may be buried deeply in the footnotes across thousands of companies.” – pp. 4, 2nd para.

Superior Stock Ratings

Robo-Analysts’ stock ratings outperform those from human analysts as shown in this [paper](#) from Indiana’s Kelley School of Business. Bloomberg features the paper [here](#).

Key quotes from the paper:

- “the portfolios formed following the buy recommendations of Robo-Analysts earn abnormal returns that are statistically and economically significant.” – pp. 6, 3rd para.
- “Our results ultimately suggest that Robo-Analysts are a valuable, alternative information intermediary to traditional sell-side analysts.” – pp. 20, 3rd para.

Our mission is to provide the best fundamental analysis of public and private businesses in the world and make it affordable for all investors, not just Wall Street insiders.

We believe every investor deserves to know the whole truth about the profitability and valuation of any company they consider for investment. More details on our cutting-edge technology and how we use it are [here](#).



DISCLOSURES

New Constructs®, LLC (together with any subsidiaries and/or affiliates, "New Constructs") is an independent organization with no management ties to the companies it covers. None of the members of New Constructs' management team or the management team of any New Constructs' affiliate holds a seat on the Board of Directors of any of the companies New Constructs covers. New Constructs does not perform any investment or merchant banking functions and does not operate a trading desk.

New Constructs' Stock Ownership Policy prevents any of its employees or managers from engaging in Insider Trading and restricts any trading whereby an employee may exploit inside information regarding our stock research. In addition, employees and managers of the company are bound by a code of ethics that restricts them from purchasing or selling a security that they know or should have known was under consideration for inclusion in a New Constructs report nor may they purchase or sell a security for the first two days after New Constructs issues a report on that security.

DISCLAIMERS

The information and opinions presented in this report are provided to you for information purposes only and are not to be used or considered as an offer or solicitation of an offer to buy or sell securities or other financial instruments. New Constructs has not taken any steps to ensure that the securities referred to in this report are suitable for any particular investor and nothing in this report constitutes investment, legal, accounting or tax advice. This report includes general information that does not take into account your individual circumstance, financial situation or needs, nor does it represent a personal recommendation to you. The investments or services contained or referred to in this report may not be suitable for you and it is recommended that you consult an independent investment advisor if you are in doubt about any such investments or investment services.

Information and opinions presented in this report have been obtained or derived from sources believed by New Constructs to be reliable, but New Constructs makes no representation as to their accuracy, authority, usefulness, reliability, timeliness or completeness. New Constructs accepts no liability for loss arising from the use of the information presented in this report, and New Constructs makes no warranty as to results that may be obtained from the information presented in this report. Past performance should not be taken as an indication or guarantee of future performance, and no representation or warranty, express or implied, is made regarding future performance. Information and opinions contained in this report reflect a judgment at its original date of publication by New Constructs and are subject to change without notice. New Constructs may have issued, and may in the future issue, other reports that are inconsistent with, and reach different conclusions from, the information presented in this report. Those reports reflect the different assumptions, views and analytical methods of the analysts who prepared them and New Constructs is under no obligation to insure that such other reports are brought to the attention of any recipient of this report.

New Constructs' reports are intended for distribution to its professional and institutional investor customers. Recipients who are not professionals or institutional investor customers of New Constructs should seek the advice of their independent financial advisor prior to making any investment decision or for any necessary explanation of its contents.

This report is not directed to, or intended for distribution to or use by, any person or entity who is a citizen or resident of or located in any locality, state, country or jurisdiction where such distribution, publication, availability or use would be contrary to law or regulation or which would be subject New Constructs to any registration or licensing requirement within such jurisdiction.

This report may provide the addresses of websites. Except to the extent to which the report refers to New Constructs own website material, New Constructs has not reviewed the linked site and takes no responsibility for the content therein. Such address or hyperlink (including addresses or hyperlinks to New Constructs own website material) is provided solely for your convenience and the information and content of the linked site do not in any way form part of this report. Accessing such websites or following such hyperlink through this report shall be at your own risk.

All material in this report is the property of, and under copyright, of New Constructs. None of the contents, nor any copy of it, may be altered in any way, copied, or distributed or transmitted to any other party without the prior express written consent of New Constructs. All trademarks, service marks and logos used in this report are trademarks or service marks or registered trademarks or service marks of New Constructs. Copyright New Constructs, LLC 2003 through the present date. All rights reserved.